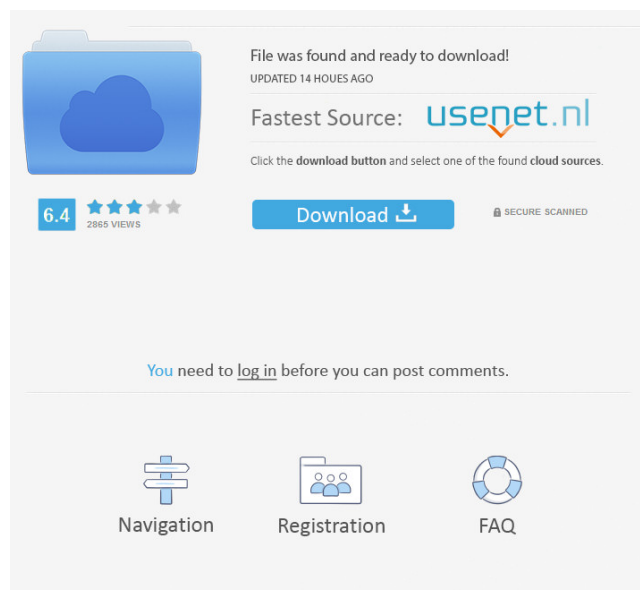


Rikomagic MK802II Recovery Software Crack Free Download (Final 2022)





File was found and ready to download!
UPDATED 14 HOURS AGO

Fastest Source: [usenet.nl](#)

Click the **download button** and select one of the found **cloud sources**.

6.4  2865 VIEWS

[Download](#)   SECURE SCANNED

You need to [log in](#) before you can post comments.

[Navigation](#) [Registration](#) [FAQ](#)

Rikomagic MK802II Recovery Software

Attaching modules to the Asus UX303LA-D03B is an easy task. Users simply have to pry the back of the case open and slide in the Asus UX303LA-D03B unit and a clip, the PICO(ASUS), will snap in place to firmly attach the module to the unit. The clip is designed to prevent any accidental detachment, and after use, simply eject it for no hassles, all done automatically with the push of a button. Rikomagic XG+M module is a set of 4 modules that can be easily installed to the Asus UX303LA-D03B in order to deliver the full functionality of a PC. It is optimized to fully extend the functions of the Asus UX303LA-D03B module. It comes with latest Intel Dual core processor and has a brand new Intel HD graphics chip. You are also able to update your XG+M module with the latest versions of Windows 10, Android OS, etc. Rikomagic XG+M module features: • 64GB SSD + 32GB eMMC module • eMMC module : SD, SDIO, MMC, MMC/SD, MS/SD, MS/SDHC, MS/SDXC • Dual-Core Atom processor • 2GB DDR3 RAM • 2x USB 2.0 • LED backlit keyboard • 1x 2.5-inch HDD • HDMI 1.4 • Bluetooth 4.0 • 10/100Mbps Ethernet LAN • Built-in 802.11b/g/n Wi-Fi • 5-port USB 3.0 hub • RJ45 gigabit Ethernet LAN port • Two 720p HDMI ports • Two 5-point USB 3.0 ports • Two microphone/headphone jacks • Two audio jacks • TV tuner • Power supply • IR remote • Audio in/out jacks Rikomagic XG+M module Warranty: Acer Aspire 15 L1-1555 TL-B9G-45FD The Aspire 15 L1-1555 is a 15.6-inch laptop that provides up to 8 hours of battery life and is equipped with a 5th Gen Intel processor for versatile performance. The Aspire 15 L1-1555 TL-B9G-45FD is made for avid gamers. It comes

Rikomagic MK802II Recovery Software Crack+ Free License Key Free Download

Cracked Rikomagic MK802II Recovery Software With Keygen provides with all tools needed to access the data in your MK802 II Android 4.0 Mini PC safely and easily. Even though the device is damaged or gone lost, you can still extract and copy all the data to a different PC or to a flash drive. The installation only takes a few minutes and the process is easy to follow. The software is compatible with most Windows operating systems and Microsoft Office 2010 or higher. **RECOMMENDED BROWSERS** The fastest way to recover data from your android device is through a USB flash drive or PC. You need to create a USB flash drive or copy your data to your PC before you can use the Rikomagic MK802II Recovery Software Crack Free Download. You need to use a Windows operating system to transfer the data from your Android device to your PC or USB flash drive. Users of Mac operating system are not recommended to use the software as it does not work with Mac. **RECOMMENDED BROWSERS** Please note that the recommended browsers for USB flash drives and file transfers are below: How to use Rikomagic MK802II Recovery Software Serial Key: 1. Please make sure the USB flash drive or PC has been formatted as FAT32 before you continue. 2. Please connect the USB flash drive to your PC. 3. Drag the Rikomagic MK802II Recovery Software archive to your PC. 4. The program will automatically open and run the Rikomagic MK802II Recovery Software. 5. Make sure the USB flash drive or PC is connected to the MK802 II Android 4.0 Mini PC. 6. If the program detects that the USB flash drive or PC is not connected to the MK802 II Android 4.0 Mini PC, then it will prompt you to reconnect it. 7. The software will detect the state of the Android device automatically and if your Android device is powered on, then the program will detect the device and show the location of the Android phone and the data. 8. Please select the data that you want to recover from your Android device. 9. The program will automatically detect the Android device and show the state of the Android device and the data. 10. Please select the type of data you want to recover. 11. The program will automatically detect the Android device and show the type of data and the size of the data. 12. Please select the 77a5ca646e

Rikomagic MK802II Recovery Software Crack + With Keygen [Win/Mac]

Rikomagic MK802II Recovery Software is a package that was designed to provide MK802 II Android 4.0 Mini PC owners with a means of repairing their device. Included in the archive are the image file that contains all the data that should be recovered, as well as the utility to help you carry out the task safely. The necessary steps to complete the recovery are described in the documentation which is also included in the Rikomagic MK802II Recovery Software package.

Q: Can I use a DHT in a Kitchen or Kitchen-style room? A DHT (Dehumidifier) or Heat Pump for a Kitchen. A good description of a DHT is here: Dehumidifiers, or "DHTs" (after the company that invented them), are used to control humidity in spaces, as they will remove humidity from the air and prevent it from leaving the space in the form of condensation. But I am not sure if this is suitable for a Kitchen or Kitchen-style room. Are there any studies or experiences on DHTs in this type of environment? A: Yes, it is possible to have a DHT in a kitchen. As long as you pay attention to power consumption, you will be fine. The only issue I see is that cooking times may be reduced due to the increased heating or cooling time needed to raise/lower the temperature of the air.

Q: Deriving the probability density function for the sum of two random variables $f(x,y)=f(x-y)$ $f(x,y)=\frac{f(x-y)}{f(x)+f(y)}$ I have worked out the first but need help on the second. A:
$$\begin{aligned} f(x,y) &= \frac{f(x-y)}{f(x)+f(y)} \\ &= \frac{\frac{f(x-y)}{f(x-y)}}{\frac{f(x-y)}{f(x-y)} + \frac{f(x-y)}{f(x-y)}} \end{aligned}$$

What's New in the Rikomagic MK802II Recovery Software?

Rikomagic MK802II Recovery Software is a package that was designed to provide MK802 II Android 4.0 Mini PC owners with a means of repairing their device. Included in the archive are the image file that contains all the data that should be recovered, as well as the utility to help you carry out the task safely. The necessary steps to complete the recovery are described in the documentation which is also included in the Rikomagic MK802II Recovery Software package. Features: Full version recovery (can be resized to any screen resolution) The recovery can be saved and restored to any location you choose The recovery can be restored to your microSD card This utility has never failed and only needed to be used once This utility has never been used on any tablet, only on the Rikomagic MK802II Android 4.0 Mini PC Additional software that should be used to install the recovery. Detailed description of software: Rikomagic MK802II Recovery Software is a package that was designed to provide MK802 II Android 4.0 Mini PC owners with a means of repairing their device. Included in the archive are the image file that contains all the data that should be recovered, as well as the utility to help you carry out the task safely. The necessary steps to complete the recovery are described in the documentation which is also included in the Rikomagic MK802II Recovery Software package. Installation: 1. Download the latest version of the software by clicking on the following link: 2. Extract the files with the software. 3. If you wish to use a previous version of the recovery, go to the file version and click on the up and down arrow to select the desired version. 4. Unzip the content of the archive and run the executable file Rikomagic_MK802II_recovery_software.exe 5. When prompted, choose the location where you wish to save the extracted file. 6. The utility will begin the recovery process. 7. After the process has finished, open the folder in which you wish to save the recovered image and open it. 8. Open the image and save it to your computer. 9. You are done. 10. Now run the instruction included to install the application in order to make sure that all the hardware is working correctly. PLEASE NOTE: The recovery image you have downloaded is for the Rikomagic MK802II Android 4.0 Mini PC. Only this device has been tested with this software, and it is not guaranteed to work on other Android devices. Q: What is the physics behind the rule: The work of an electric current depends on the

System Requirements For Rikomagic MK802II Recovery Software:

How to Install: 1. Extract the.zip file 2. Follow the onscreen instructions to complete installation 3. Run the game Windows: Mac OS X: Linux: Additional Notes: Currently the game does not have a Mac OS X version. The game is only available in English and Japanese The game currently has no options to disable motion blur and screen space reflections, as you can see in the screenshot.

Related links:

https://www.beaches-lakesides.com/wp-content/uploads/2022/06/Workflow_Builder_for_Access.pdf

<https://lavivafashion.ie/wp-content/uploads/2022/06/margerm.pdf>

https://sfinancialsolutions.com/wp-content/uploads/2022/06/German_dictionary_hyphenation_patterns_and_thesaurus.pdf

<https://roofingbizuniversity.com/wp-content/uploads/2022/06/rainmoll.pdf>

<https://5e19.com/wp-content/uploads/2022/06/geopac.pdf>

<https://bryophyteportal.org/portal/checklists/checklist.php?clid=10632>

<http://treasureclub.com/wp-content/uploads/2022/06/parneli.pdf>

<https://www.5etwal.com/grantman-mp3-tagger-free-download-pc-windows/>

<http://www.easytable.online/wp-content/uploads/2022/06/hardiv.pdf>

<https://ssministries.com/esf-database-migration-toolkit-pro-crack-2022-latest/>